



Exam Site Information for Candidates  
Western Regional Examining Board (WREB)

April 23 -26, 2021

Texas A&M College of Dentistry Clinic Building  
3000 Gaston Ave.  
Dallas, Texas 75226

Texas A&M College of Dentistry Main Building  
Pros and Endo Exam Room 04  
3302 Gaston Ave.  
Dallas, Texas 75246

Angela Hickman – School Coordinator  
ahickman@tamu.edu

## Table of Contents

	<u>Page #</u>
<b>Dental School Facility and Services</b>	
• Building Access and Hours	3
• Parking	3
• Registration and Identification Badges	3
• ATM Machine	3
• Food Service	3
• Security	3
<b>Preparing for the Exam</b>	
• COVID Pre-Screening	4
• Patient Screening	4
• Radiographs	4
• Dental Operatory Units	5
• Equipment, Instruments, Rental	5-6
• ModuPro for Endodontics Exam & ModuOne	6
• Sterilization	6
• Internal Casting Laboratory	6
<b>During the Exam</b>	
• Infection Control	7
• Medical Emergencies	8
<b>Travel and Housing Arrangements</b>	
• Airport Information	9
• Ground Transportation To/From Airports	9
• Housing	10
<b>Appendices</b>	
• Exam Room Assignments	11
• Dental Supplies	12
• Campus Map	13
• Floor Plans	14-19

## Welcome to the Texas A&M College of Dentistry.

This handbook has been prepared to assist dental candidates for the WREB exam, in hopes that it will make your time with us as smooth as possible. If you need additional information after reading this handbook, please email your questions to [ahickman@tamu.edu](mailto:ahickman@tamu.edu)

### COLLEGE OF DENTISTRY FACILITY AND SERVICES

#### 1. Building and Access Hours

Operative exam, Perio Exam, and Radiology is located at 3000 Gaston Avenue, Clinic Building, Dallas Texas, 75226. This is on the corner of CBD-Fair Park Link and Gaston Ave. The building will be open from 6:00 a.m. to 6:00 p.m. during the WREB, unless otherwise requested by the examiners.

Endodontic exam, Prosthodontic exam, Orientation and School tour is located at 3302 Gaston Ave., Main Building, Dallas, Texas 75246. This is on the corner of Hall and Gaston Ave. The building will be open from 6:00 a.m. to 6:00 p.m. during the Western Regional Board Examination, unless otherwise requested by the examiners.

#### 2. Parking

The clinic building has a parking garage on the first, second and third floors; there is a fee for parking. Overflow lots are also available. You can park in the garage next to Home2Suites by Hilton on Gaston Ave. across from the dental school main building, 3302 Gaston Ave. In addition, there is public parking on Hall Street near both buildings. You must be certain to pay as soon as you park. **The owners of the private lots will put a boot on your vehicle and then charge you \$130 plus tax to remove the boot.** So please be prepared to pay for parking. There are also pay as you park hospital lots within walking distance from the dental school.

#### 3. Registration and Identification Badges

Numbered badges will be issued to candidates by WREB upon check-in and will serve as an I.D. throughout the examination. The badge must be worn at all times while in the building.

You will also need a badge and computer access for our Axium software, which will be used for the endo portion of the exam or if you are screening patients. If you are an outside candidate, you should plan to be here at least two of days earlier than the exam. Please come by room 404 on Wednesday or Thursday to pick up your badge and to make sure you are able to log into our computer. If you are an outside candidate, please email me at [ahickman@tamu.edu](mailto:ahickman@tamu.edu) no later than March 25, so I can send you our Data use and confidentiality agreement. Our IT Department needs this to set you up in our computer system for WREB.

#### 4. ATM Machines

There are no ATM's located in the Main building or the Clinic building of the dental schools. ATM machines are located at Baylor Scott and White Hospital.

#### 5. Food Service

There are vending machines located in the basement of the dental school main building. Baylor Hospital, adjacent to the dental college main building, 3302 Gaston Ave, has a full service cafeteria in the basement of the hospital that is open from 6:30 a.m. until 8:30 p.m. There are a few restaurants across the street from the dental schools main building.

#### 6. Security

Access campus security by calling 214-828-8339 in the Clinical Building and 214-828-8335 in the Main Building or the Dallas Emergency Management at 911.

## **PREPARING FOR THE EXAM**

### **1. COVID-19 PRE-SCREENING**

#### **Patients:**

- a. Patients will enter the 1<sup>st</sup> floor garage entrance that is located near Gaston Ave.
- b. Patients will be asked the screening questions.
- c. Patient temperatures will be taken.

#### **Candidates:**

- a. Candidates will enter the 1<sup>st</sup> floor of the Clinical Building at the Nussbaumer Street entrance for operative and perio exam.
- b. Candidates will enter the basement of the Main Building at the Hall Street entrance for endo and pros exam.
- c. Candidates will be asked the screening questions.
- d. Candidate temperatures will be taken.
- e. Candidates must bring their own N95 respirator.

### **2. Patient Screening**

College of Dentistry **cannot** provide patients for candidates. Candidates should not ask the school for patients or patient records. All candidates may use the dental school to screen patients, including use of radiology facilities. It is recommended that candidates have radiographs taken before arriving at Texas A&M College of Dentistry if possible; however, screenings can be performed in the Clinic Building, 3000 Gaston Ave. Come to room 404, in the Clinic Building, for help.

**“PATIENT BROKERING, I.E. THE SELLING OF PATIENTS, WILL NOT BE TOLERATED UNDER ANY CIRCUMSTANCES WITHIN THE COLLEGE OF DENTISTRY AND/OR ON THE PREMISES. VIOLATION OF THIS RULE WILL RESULT IN IMMEDIATE REMOVAL FROM THE CAMPUS.”**

Please review the questions below. Be prepared to discuss any “YES” answers with the screening staff.

Your temperature will be taken once you enter the screening area. If it is greater than or equal to 100.0, you will be asked to leave the college and you may be referred to your physician or a COVID-19 testing site.

Thank you! We greatly appreciate your patience.

1. Within the last 14 days, have you traveled within the United States or internationally?	YES / NO	
2. Within the last 14 days, have you knowingly been exposed to or in close contact with someone who is COVID-19 positive?  If yes, were you advised to self-quarantine?	YES / NO  YES / NO	
3. Are you currently awaiting the results of a COVID-19 test?	YES / NO	
4. Have you ever been confirmed COVID-19 positive?	YES / NO	
5. Have you visited a place where COVID-19 is spreading, such as a nursing home or jail?	YES / NO	
6. Are you currently experiencing any of the symptoms listed to the right that are not related to seasonal allergies or a pre-existing condition?	Fever ( $\geq$ 100.0 F) or feeling feverish Chills or repeated shaking with chills Dry cough Shortness of breath or difficulty breathing Fatigue and/or weakness Muscle or body aches	Recent loss of taste or smell Recent sore throat or headache Congestion or runny nose Sneezing or watery eyes Nausea or vomiting Diarrhea

### 3. **Radiographs**

Radiology is located on the 5<sup>th</sup> floor. Any radiographs obtained on a potential patient require the authorization of a faculty member assigned to the area. *ALL SCHOOL RADIOLOGY IS DIGITAL and can be printed out for you. There is a usage fee of \$30 per patient for them to be printed.* If you would like to use the digital radiographs, you will need to come to room 404 prior to going to Radiology. Radiology will be available during the same hours as screening and also during the Board exam. Screening and radiology will be permitted between the hours of 10:00 a.m. until Noon and from 1:00 p.m. until 3:30 p.m. from Monday, April 20th through Friday, April 23th. Candidates using the Radiology Clinic/all clinics are required to follow the infection control policy Texas A & M College of Dentistry and to wear proper clinic attire. Use of cubicles for taking radiographs must be scheduled by a Radiology staff member and will be on a space available basis.

You may submit digital radiographs using equipment and information systems that conform to the DICOM Standard. Electronic transmission of digital radiographic images will be considered secure and authentic if they are transmitted and received by Dr. Stephen Griffin, never leaving the DICOM secure format. Please email Dr. Griffin at [sjgriffin@tamu.edu](mailto:sjgriffin@tamu.edu).

#### **Provisional Acceptance:**

Provisional acceptance, for the Operative Section only, will be available for submission of radiographs during the window of **March 17 – March 31, 2020**. Provisional acceptance means your patient is radiographically accepted by calibrated WREB Grading Examiners prior to the exam. If provisionally accepted, all you will need is clinical confirmation by a Floor Examiner at the exam. Preoperative radiographs for up to two (2) operative procedures will be submitted as outlined in the WREB Candidate Guide.

Radiographs will be uploaded to WREB's secure website by a designated Texas A&M staff member. Uploads can only be done by the designated staff member(s) during the assigned window. It is your responsibility to make an appointment with your school for submission within the window, and to verify that the information submitted is correct. Once the window has closed, no additional radiographs will be accepted. If you do not submit during the window, you will submit your patient(s) in the traditional manner at the clinical exam site.

You will be notified of results approximately within one (1) week after the submission window closes.

**NOTE: OUTSIDE CANDIDATES may submit their radiographs for provisional acceptance, if digital radiographs sent from a DICOM format.** Electronic transmission of images will be considered secure and authentic if they are transmitted and received by Dr. Stephen Griffin, never leaving the DICOM secure format. Please email Dr. Griffin at [sjgriffin@tamu.edu](mailto:sjgriffin@tamu.edu)

#### 4. Dental Operatory Units

Each candidate will be assigned a numbered operatory in the clinic by the WREB which will correspond to the applicants numbered I.D. badge issued at orientation. Each operatory unit is equipped with (1) dental chair (ADEC), (1) delivery unit (ADEC), (1) operator stool, and (1) assistant stool. Any equipment malfunctions needs to be reported to the dispensary window. Candidates will be allowed to move in to assigned operatory units at a time to be determined by WREB. Please note: cabinets in cubicles are not available for storage.

#### 5. Equipment and Instruments

Items supplied by the school are listed in the supplements at the end of this handbook. Any equipment or supplies on loan/rental to candidates must be returned prior to check-out. If you are not a student at Texas A & M College of Dentistry, you will need to email Angela Hickman at [ahickman@tamu.edu](mailto:ahickman@tamu.edu) by March 25. I will email you a data and security agreement form and a rental agreement form to fill out, sign and email back to me.

##### a. Rental Fees

###### Cassettes

- **ADEC hand pieces**  
\$300.00 + (8.25% tax) 24.75 = \$324.75 **non-refundable fee**
- **Cassettes**  
\$200.00 + (8.25% tax) 16.50 = \$216.50 **non-refundable fee**
- **Cassettes and hand pieces**  
\$500.00 + (8.25% tax) 41.25 tax = \$541.25. **non-refundable fee**
- **In addition, we will place a \$1,500.00 hold on your credit card.**

**You must email Angela Hickman at [ahickman@tamu.edu](mailto:ahickman@tamu.edu), so she can email you a form to fill out for the rental and a link to pay by credit card for your rental**

**Payment should be received by April 1, 2021, to insure rental of instruments.**

Upon your arrival to the school you will need to come to room 404, this should be before April 23, so we can collect a **deposit of \$1,500.00 by credit card.** We accept Visa, MasterCard, Discover and American Express. At the end of the exam and after your instruments have been returned and in good shape, we will take the hold of \$1,500.00 off your credit card. Please allow 7 day for this to come off hold.

##### b. Hand pieces

All A-Dec dental chairs use:

1. BienAir electric hand piece motors
2. RQ-24 couplers (six hole) for W&H high speed hand pieces.
3. RQ-04 Roto-Quick couplers (four hole) for W&H slow speed hand pieces.
4. Couplers are provided with rental of hand piece.



**No adaptors are available for any other hand pieces. Handpieces are available for rental to candidates (see a. above). Please be sure you have and/or rent the required handpieces (Bien Air for electric, W&H for air turbine are the only types that will fit).**

### c. Ultrasonic Scalers

All dental units have quick-connect water sources for use with ultrasonic scalers.



### d. Blood Pressure Cuffs and Stethoscopes

Blood pressure cuffs and stethoscopes are at each dental operatory.

### e. ModuPro for Endodontics Exam

The WREB endodontics examination will use the ModuPro Endo model #MP E120 MQR. Make certain you are getting the typodont with the magnetic plates so that it will attach to the simulator heads. **You will need to order this item and bring it with you since the college does not have any to rent. You will also need the entire kit which includes the typodont, individual sextants, fixing gel and apex putty.** You may order these direct from Acadental at [www.acadental.com](http://www.acadental.com). The College of Dentistry **does not use shrouds on the manikin.** The endodontics exam will be administered in the Simulation Lab, Room 4 in the basement.

### f. ModuPro for Prosthodontic Exam

The WREB prosthodontics examination will use the ModuPro ONE. Make certain you are getting the typodont with the magnetic plates so that it will attach to the simulator heads. **You will need to order this item and bring it with you since the college does not have any to rent.** This item is also available direct from Acadental at [www.acadental.com](http://www.acadental.com). The College of Dentistry **does not use shrouds on the manikin.** The prosthodontics exam will be administered in the Simulation Lab, Room 4 in the basement.

### g. School Store

The College of Dentistry **does not have** a school store. Please plan ahead to bring all items you might need in addition to those supplied by the school.

## 6. Sterilization

Instruments that belong to you should be cleaned of debris, bagged and marked with appropriate candidate I.D. # and name. Turned into central sterilization, room 547. Sterilization time is a minimum of 3 hours. You can pick up your instruments from central sterilization, room 543.

Instruments rented from the school, should be properly cleaned of cement/debris, bagged and marked with candidate I.D. #, name, and rented. Turned into Central Sterilization, room 547.

Sterilization services are available between 8:00 a.m. and 5:00 p.m. As stated above, there is a minimum turnaround time of 3 hours for personally owned items



## During the Board

### 1. Infection Control

#### a. Surface Asepsis

- Barriers:
  - 6 Large chair bags: dental chair, operator and assistant stools (also cover adjustment paddles). Bracket tray (also cover screens), assistant arm, computer screens (including keyboard and mouse).
  - 3 Sleeves: HVE, saliva ejector, air/water syringe tip (s).
  - 2 Sleeves: curing light and Isolite (only if using: if not keep covered under large bag).
  - 2 Sleeves: dental light handles.
  - 2 Tray covers: arm rest on dental chair.
  - 1 Tray cover: metal tray.
  - 2 Blue tape: switches on dental light.
- The dental unit and counter tops should be wiped or sprayed with Cavi-Wipes or Cavicide spray.  
Including: Cupboard handles, all connectors and hoses, faucet handles, around the sink and any other surfaces in the unit. Allow areas to remain wet for 30 seconds. Re-wipe/spray each surface again and keep wet for 3 minutes, re-wiping/re-spraying if surfaces dry too quickly.

**Do not use Cavicide on the patient chair.**

#### b. Personal Protective Equipment

- Appropriate clothing is required (Scrubs, no open toed shoes)
- Disposable gowns, gloves, treatment masks are provided and located in the clinic.
- **NO- N95 Respirators Provided. Candidates must bring their own N95 Respirator.**
- Candidates are to provide their own OSHA-acceptable protective glasses. The school will provide protective glasses for patients on a “loan” basis.
- Antiseptic soap is available at sinks in clinic.

#### c. Hazardous Waste

Any blood/saliva-soaked waste is considered hazardous and must be disposed of in biohazard trash receptacles located throughout clinic.

#### d. Sharps Disposal

All needles, anesthetic cartridges, blades and any other potential sharps are to be placed in the sharps containers located on the wall in the unit.

## 2. Medical Emergencies

In order to alert emergency personnel to a medical emergency and not unduly alarm the patient population, the following protocol must be followed upon discovering a serious medical emergency:

The examiner will have access to the school's automatic external defibrillator (AED) and provide appropriate action according to the American Heart Association (AHA) standards until emergency responders arrive.

- a. The patient will remain in the care of the candidate or person discovering the problem. The patient must not be left alone. The assistant or responsible person will be sent to report the problem to the Floor Examiner.
- b. The Floor Examiner will make a judgment as to whether a "coded" emergency exists.
  1. The assistant will be sent to the dispensary for emergency kit and a request that the dispensary place an immediate call for emergency personnel. If a "coded" emergency has been declared, dispensary personnel will immediately call 911.
- c. In all possible emergencies:
  - Place the patient in a supine position, if unconscious
  - Assess consciousness and responsiveness
  - Check airway, assist respiration if indicated
  - Check pulse; be prepared to perform CPR if indicated.
- d. The examiner assumes responsibility for resuscitative procedure and the administration of emergency drugs until relieved by other personnel.
- e. AED located between A side and B side.
- f. Emergency kit located between A side and B side in the Dispensary.
- g. Oxygen tank located between A side and B side by supply cabinet across from Dispensary.

See location on the floor maps toward the end.

## Travel and Housing Arrangements

### 1. Airline and Airport Information

Dallas is served by two airports: DFW International Airport and Love Field Airport. Depending on origination, candidates may find flights into both airports and should inquire when booking reservations.

### 2. Ground Transportation To/From Airports

In non-rush hour periods, expect a minimum drive time of approximately 30 to 45 minutes from DFW airport and approximately 20 to 30 minutes from Love Field airport.

- Shuttle is available to and from both airports.
  - Super Shuttle – (800) 258-3826
- Taxicab services are available to and from airports, hotels and dental school. Some of the taxi services are listed below:
  - Allied Taxi - 214-654-4444
  - Cowboy Cab - 214-428-0202
  - Yellow Cab – 214-426-6262
- Rental car services are available at both airports. Listed below are just a few available:
  - Advantage Rent A Car – 800-777-5500
  - Avis Rent A Car – 972-574-4130
  - Enterprise Rent A Car – 972-586-1100
  - Hertz Rent a Car – 972-453-4600
- Directions for Driving from Airports:
  - **From Love Field:** Start out going Southeast on Cedar Springs Road toward Aviation Pl., turn left onto West Mockingbird Ln., turn right onto Lemmon Ave., turn right onto N. Haskell Ave., turn right onto Gaston Ave., end at The College of Dentistry, Clinic Building, corner of Gaston Avenue and CBD Fair Park Link, 3000 Gaston Ave. Dallas, TX 75226. (6.58 miles) or The College of Dentistry, Main Building, 3302 Gaston Ave., Dallas, TX 75246
  - **From DFW:** Start out going south on International Pkwy S/TX-97 Spur S (portions toll), merge onto TX-183 E toward Irving/Dallas, TX-183 becomes I-35E S./US-77 S., merge onto TX-366 E/ Woodall Rodgers Freeway. East via exit 429A toward I-45/Houston/US-75, take the Pearl St. exit, take the Pearl St. ramp, turn slight right onto N. Pearl St., turn right onto N. Pearl Expy., turn left onto Pacific Ave., Pacific Ave. becomes Gaston Ave., turn left to stay on Gaston Ave., end at The College of Dentistry, Clinic Building, 3000 Gaston Ave., Dallas, TX 75226 (corner of Gaston Ave. and CBD-Fair Park Link). (21.01 miles) Main Building, 3302 Gaston Ave., Dallas, Texas 75246 (corner of Hall and Gaston).

### 3. Housing

Reservations made directly with hotels/motels. Some hotels/motels are listed below. Candidates can inquire about shuttle services from their hotel to the dental school.

- **Home2 Suites by Hilton at Baylor Scott and White Dallas**, (214) 765-2690,  
3301 Gaston Ave., Dallas TX, 75246 – Across the street from the dental schools main building. Discount rate \$129.00. Hotel parking is \$10.00 unlimited in and out. Parking is on Gaston next to the hotel. Below is the link for the hotel discount:  
[https://secure3.hilton.com/en\\_US/ht/reservation/book.htm?ctyhocn=DFWMCHT&corporateCode=0560072235&rom=lnrlink](https://secure3.hilton.com/en_US/ht/reservation/book.htm?ctyhocn=DFWMCHT&corporateCode=0560072235&rom=lnrlink)
- **Sheraton Dallas** 400 N. Olive, 214-922-8000 – 5 minutes from dental school.
- **Hotel Indigo Dallas Downtown** 1933 Main Street. 214-741-7700 – 5 minutes from dental school.
- **Hilton Garden Inn Downtown** 1600 Pacific Ave., 214-299-8982 – 5 minutes from dental school.
- **Adolphus Hotel** 1321 Commerce St., 214-742-8200 – 6 minutes from dental school.
- **The Marriott/City Center** 214-979-9000 – 650 North Pearl St., 5 minutes from dental school.
- **Baylor Medical Center Plaza Hotel** 3600 Gaston Avenue 214-820-7000 – located in Baylor Hospital complex, adjacent to College of Dentistry, 75 moderately priced rooms with no swimming pool or lounge facilities

**Exam Room Locations**

**Room #**

**Main Building, 3302 Gaston Ave., Dallas, Texas 75246**

School Tour

211

Endo and Prosthodontics Exam

4

**Clinical Building, 3000 Gaston Ave. Dallas, Texas 75226**

Operative and Perio Exam

6<sup>th</sup>, 7<sup>th</sup> floor

\*See official WREB schedules for days and times.

**DENTAL SUPPLIES****Items Supplied by Clinical Dispensary (items not listed are the responsibility of the candidate):**

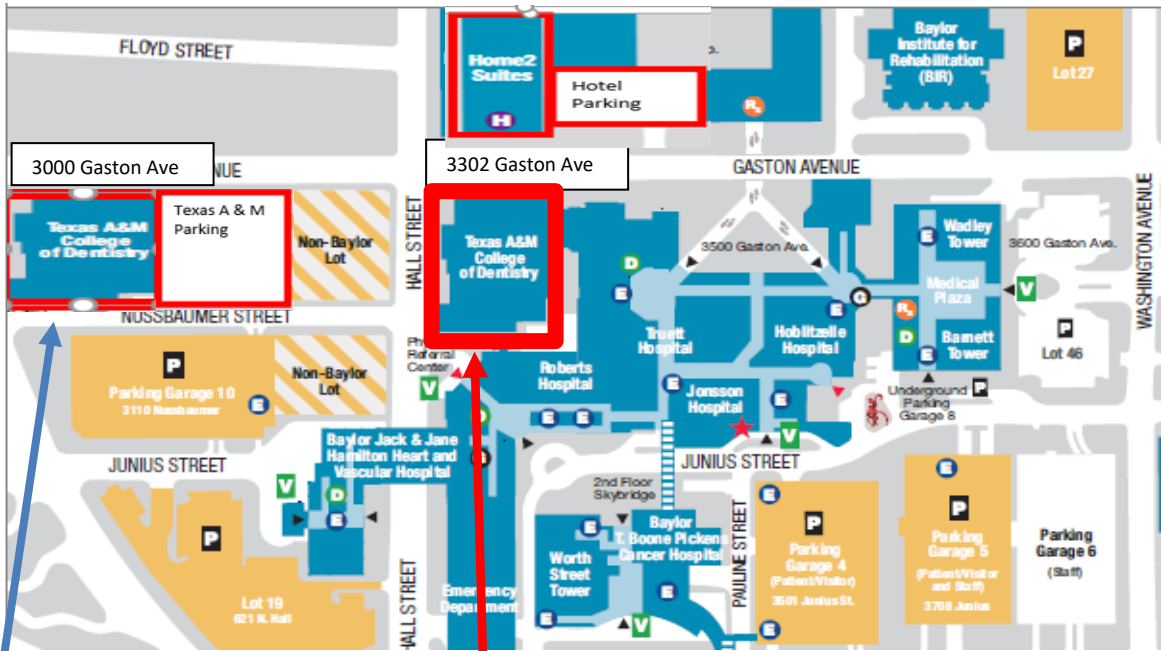
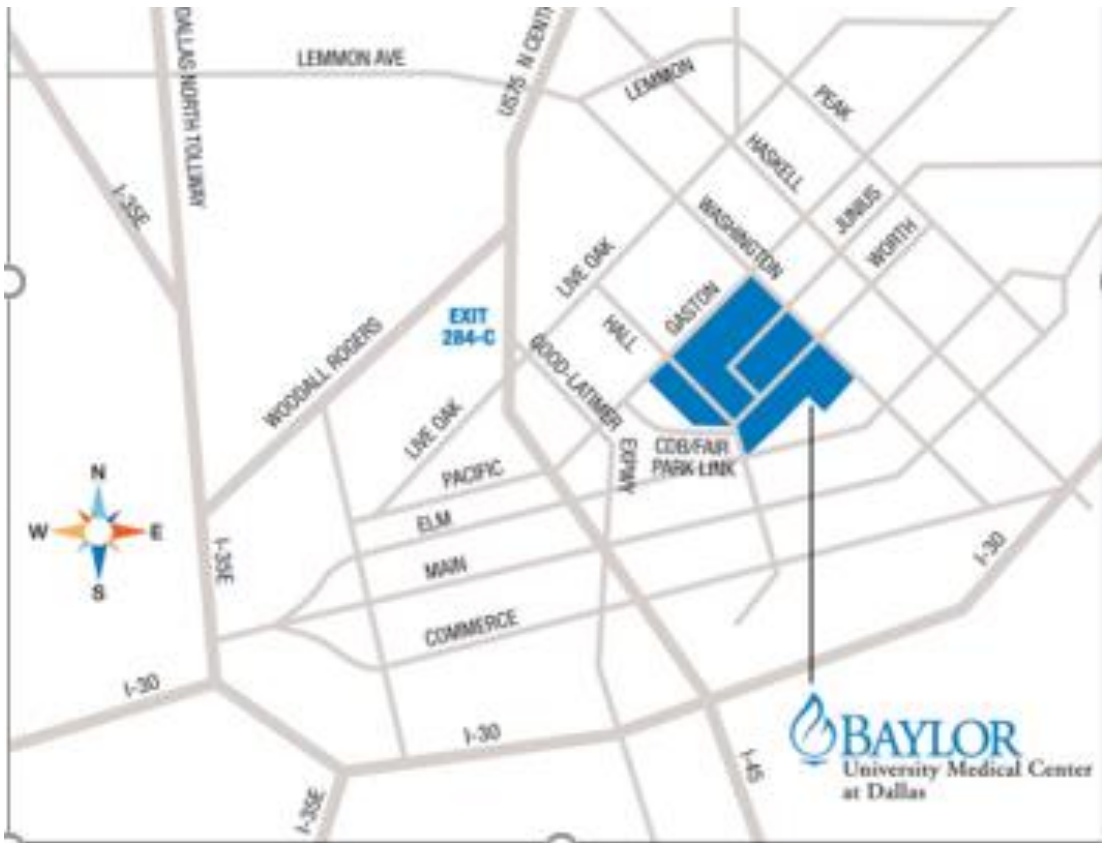
APPENDIX A - Expendable Materials List		
To be supplied in sufficient quantities for all Candidates		
#15 Blade	Evacuator Tips	Polishing Materials for Restoration
2 x 2 Cotton Squares	Face Masks	Prophy Paste
Amalgam Capsules & Amalgamator	Facial Tissue	PVC Material
Articulating Paper	Floss	Retraction Cord
Autoclave Tape	Flowable Composite	Rubber Dams
Bond	Gloves	Rubber Dam Napkins
Cement	Headrest Covers	Saliva Ejectors, Standard
Composite Restorative Materials	Hemostatic Agents	Sectional Matrix System
Cotton Pellets	Impression Materials (for cast gold)	Soap
Cotton Rolls	Instrument Trays (disposable or metal)	Topical Anesthetic
Cotton Swabs	Local Anesthetic	Trash Bags
Curing Lights	Matrix Tweezer, Forceps, & Clamp	Tofflemire Band & Matrix Bands
Deck Paper	Mouthwash	Tray Covers
Disinfectant	Needles, Short and Long	Wedges
Drinking Cups	Paper Towels	X-ray Developer and Fixer
Etch	Patient Bibs	X-ray Film

**Items Supplied in the Sim Lab:**

<b>Air/Water Syringe</b>	<b>Gowns</b>	<b>Sodium Hypochlorite (Bleach)</b>
<b>Digital X-ray Processor</b>	<b>Isopropyl Alcohol</b>	<b>Gutta percha</b>
<b>Endodontic Sealer</b>	<b>Manikin</b>	<b>Oven</b>
<b>Face Masks</b>	<b>RC Prep</b>	<b>Zinc Oxide</b>
<b>Gloves</b>	<b>Rubber Dam</b>	<b>Zip Lock Bag (from WREB)</b>

**Please note: Candidates should provide their own files**

**Prosthetic supply: PVS Impression material for prosthetic matrices**



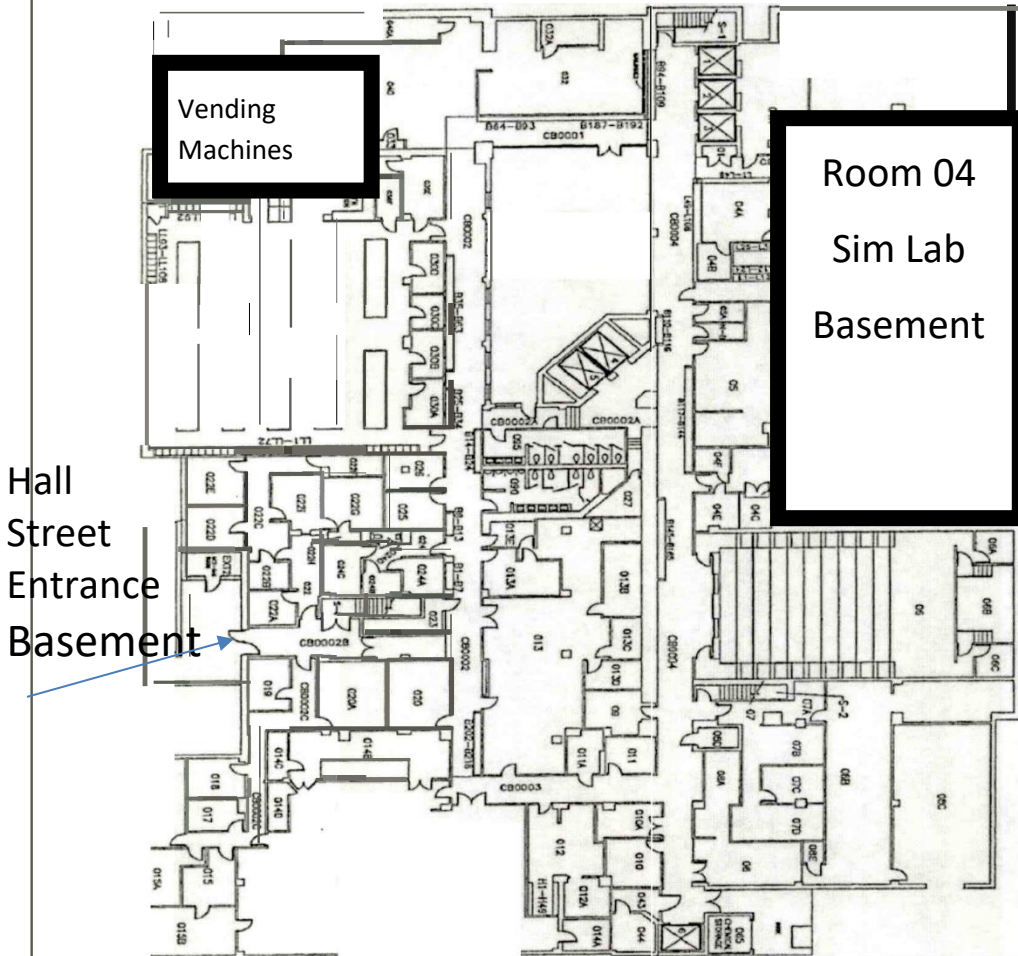
◆ Clinic Building  
 Operative and Perio

● Main Building  
 Endo and Pros

# Endo Exam and Pros Exam

Main Building, 3302 Gaston Ave., Basement Room 4

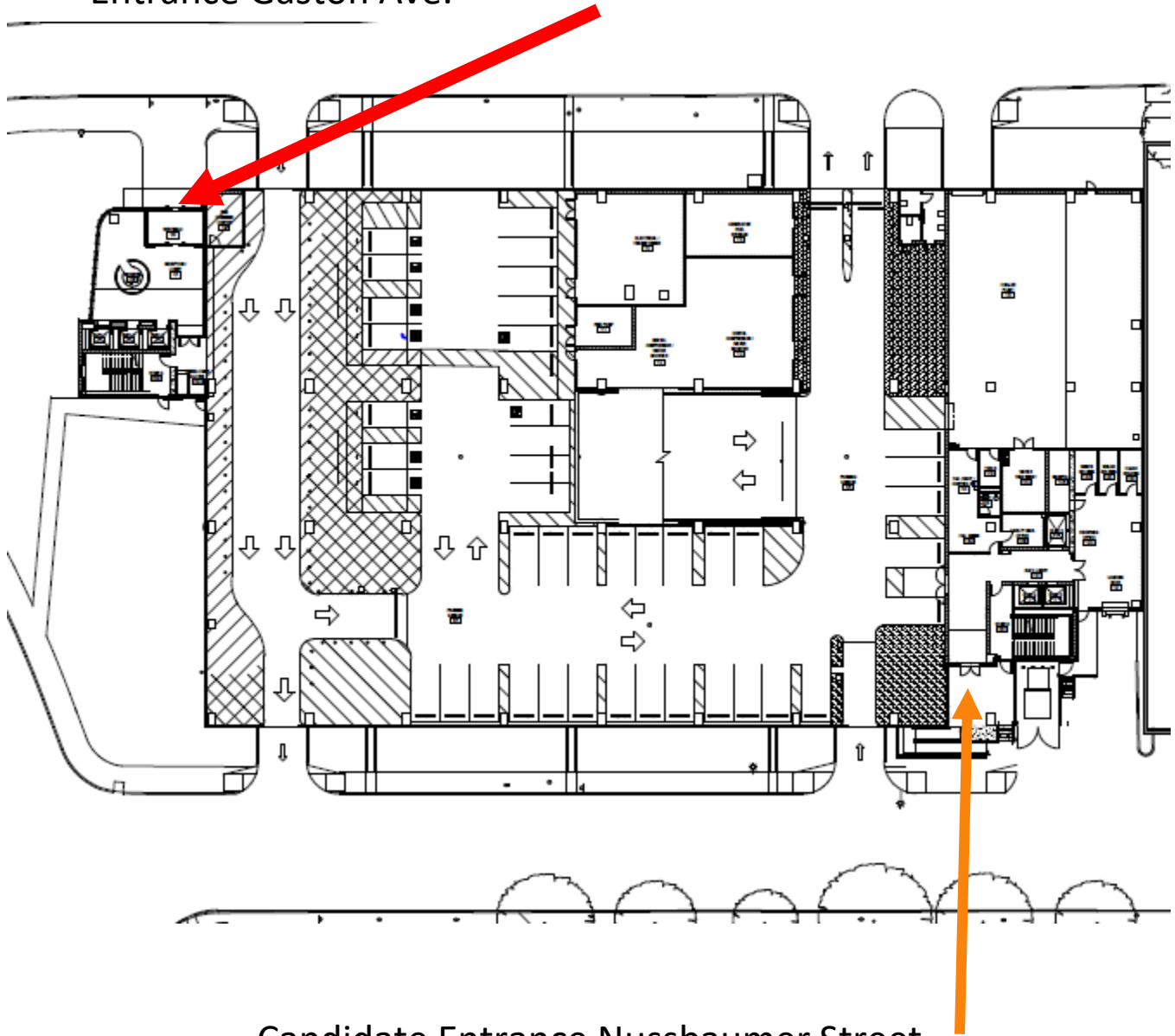
Gaston Ave Entrance on 1<sup>st</sup> Floor





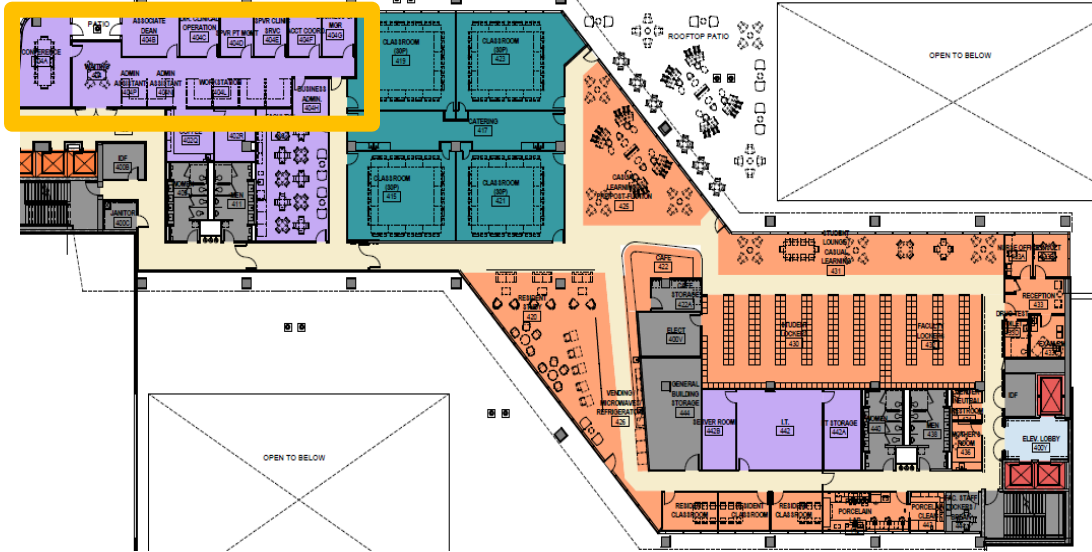
1<sup>st</sup> Floor 3000 Gaston Ave.  
Clinical Building  
Operative and Perio Exam

Entrance Gaston Ave.

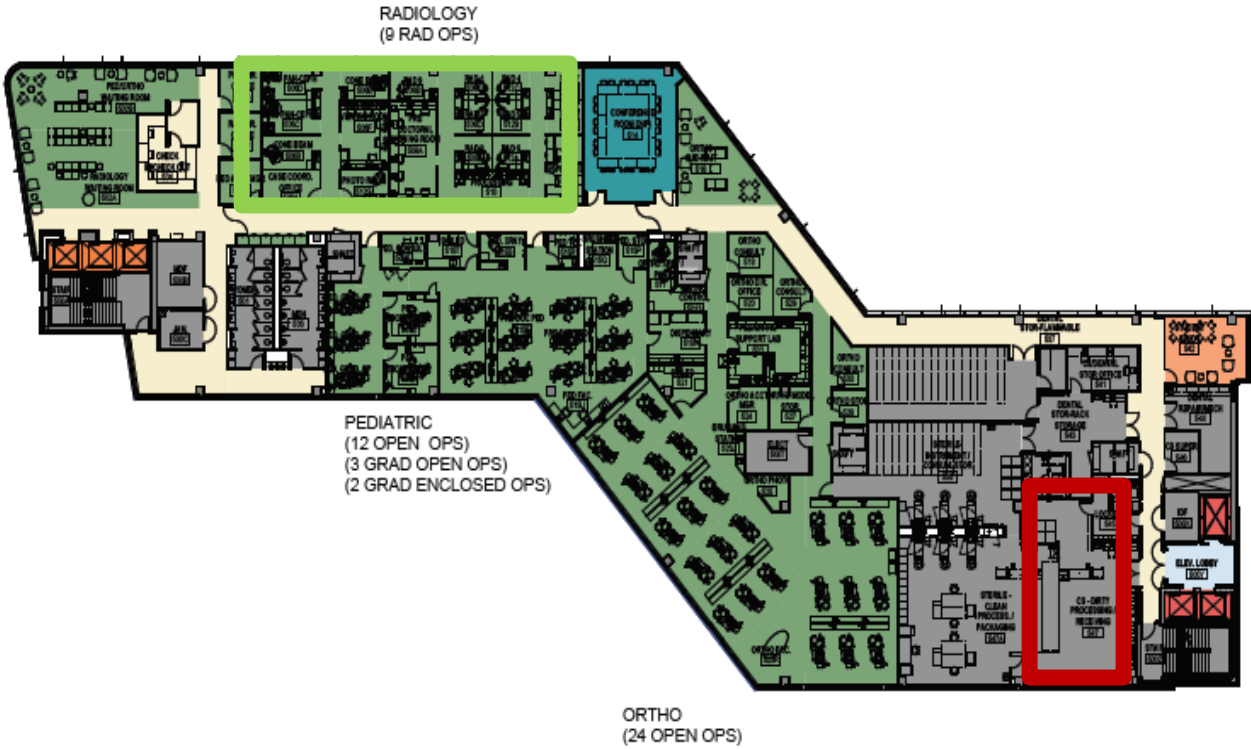


Candidate Entrance Nussbaumer Street

Angela Hickman School Coordinator's Office  
Clinical Building  
3000 Gaston Ave. Room 404



Radiology 5<sup>th</sup> Floor  
Clinical Building  
3000 Gaston Ave.



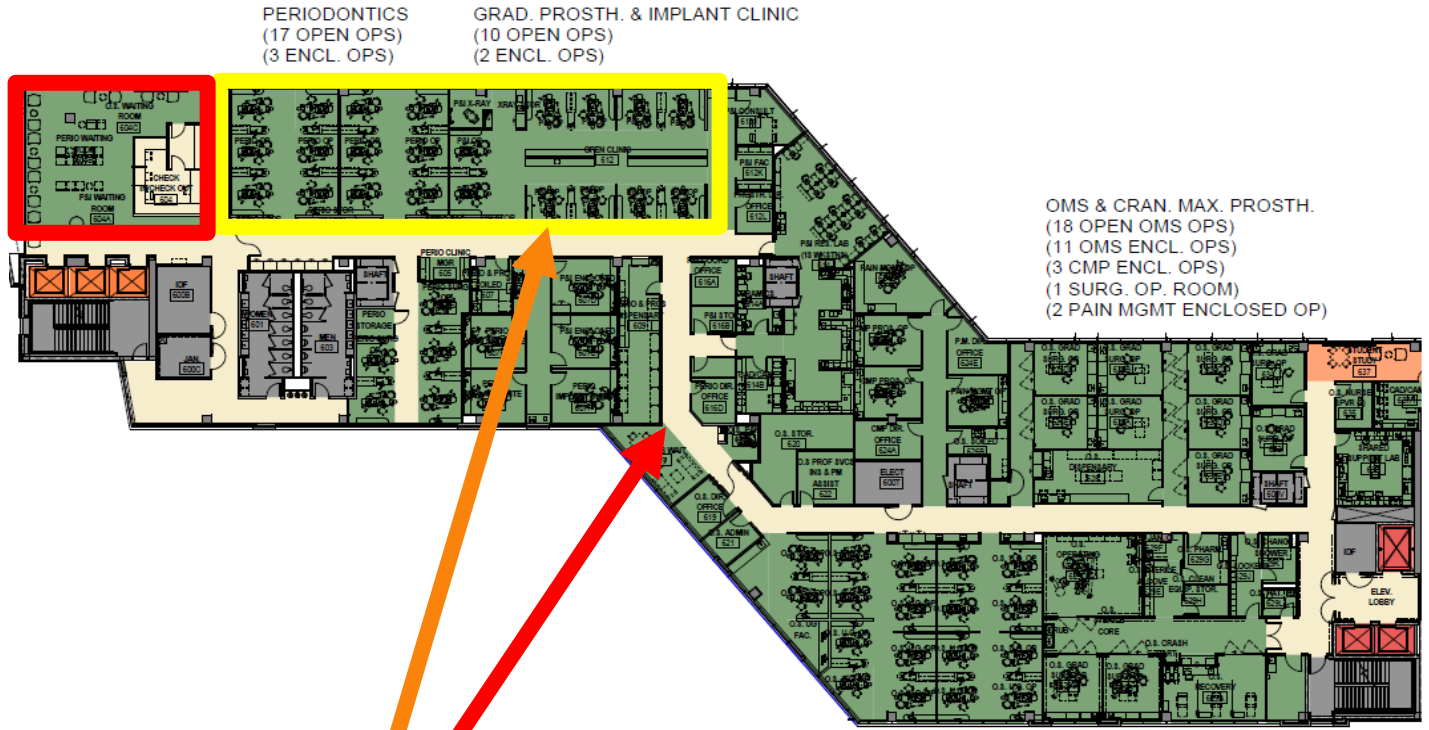
**Lime Green** – Radiology

**Dark Red** - Central Sterilization Room 547

# Dental Exam 6<sup>th</sup> Floor

## Grad Pros and Perio Clinic

Clinical Building, 3000 Gaston Ave.



Emergency kit and Oxygen located

AED Located

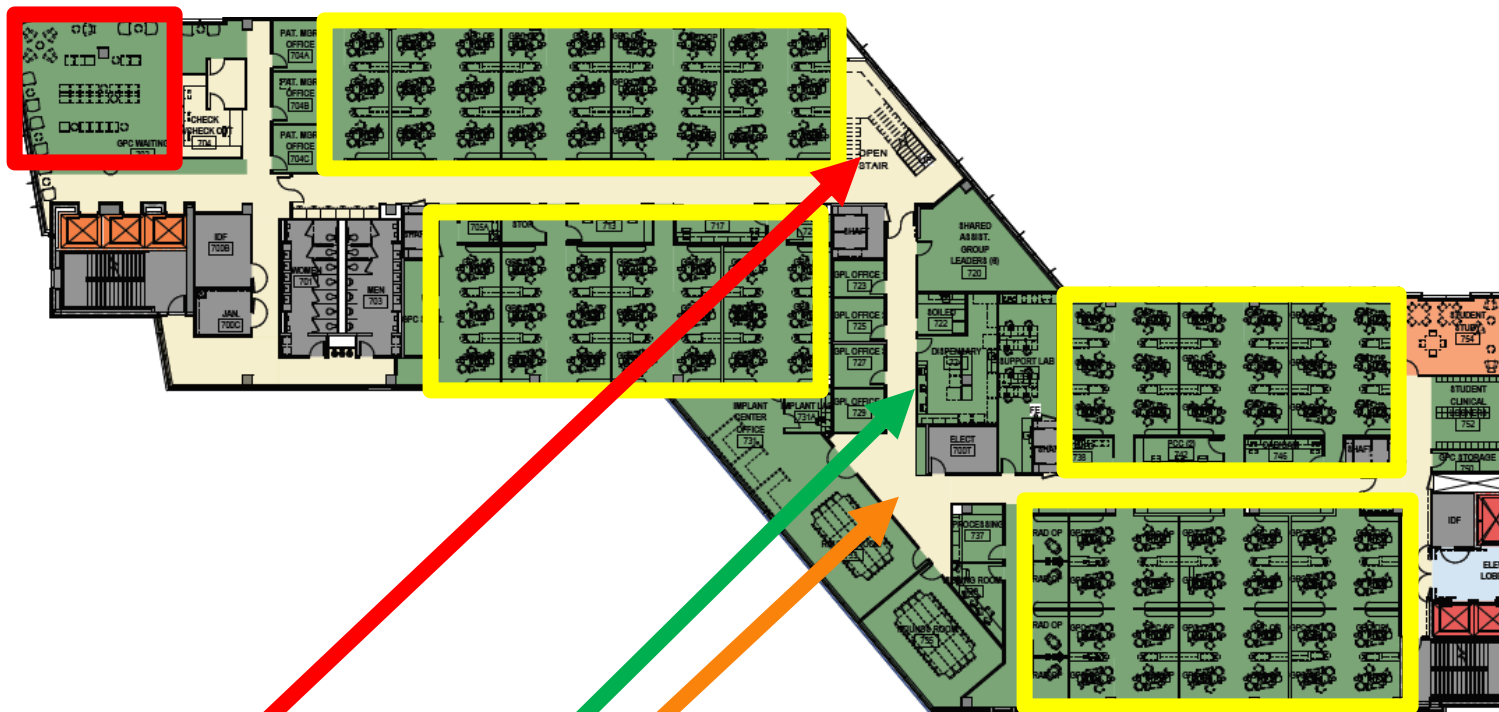
**Red** – Patient Waiting Area

**Yellow** – Dental Exam

# Dental Exam for 7<sup>th</sup> Floor

## Group Practice Clinic's 1,2,3&4

### Clinical Building, 3000 Gaston Ave.



AED Located

Emergency Kit Located in Dispensary

Oxygen tank Located

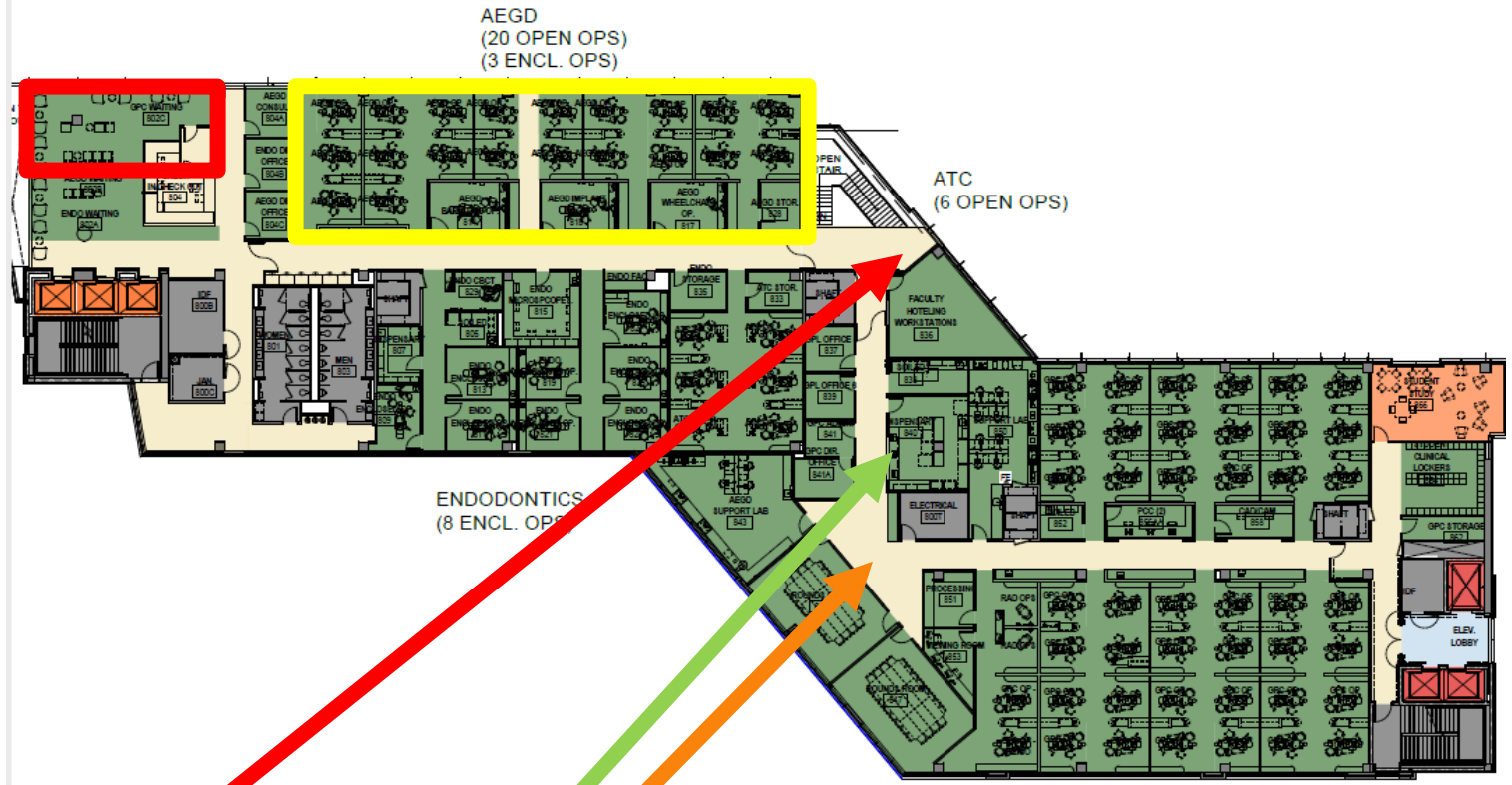
**Red** – Patient Waiting Area

**Yellow** – Dental Exam

# Dental Exam 8<sup>th</sup> Floor

## AEGD Clinic

### Clinical Building, 3000 Gaston Ave.



AED Located  
 Emergency Kit located in the Dispensary  
 Oxygen tank located

**Red** – Patient Waiting Area

**Yellow** – Dental Exam